

2253-S,SE

INSERT, BLIND, SNAP-IN, THREADED, SELF-LOCKING
NONSELF-LOCKING, SANDWICH PANEL

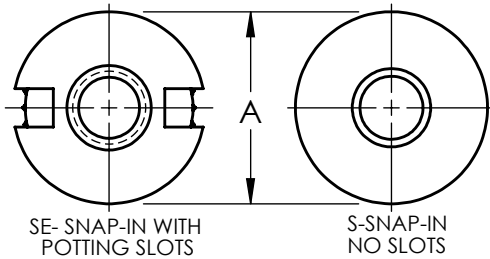
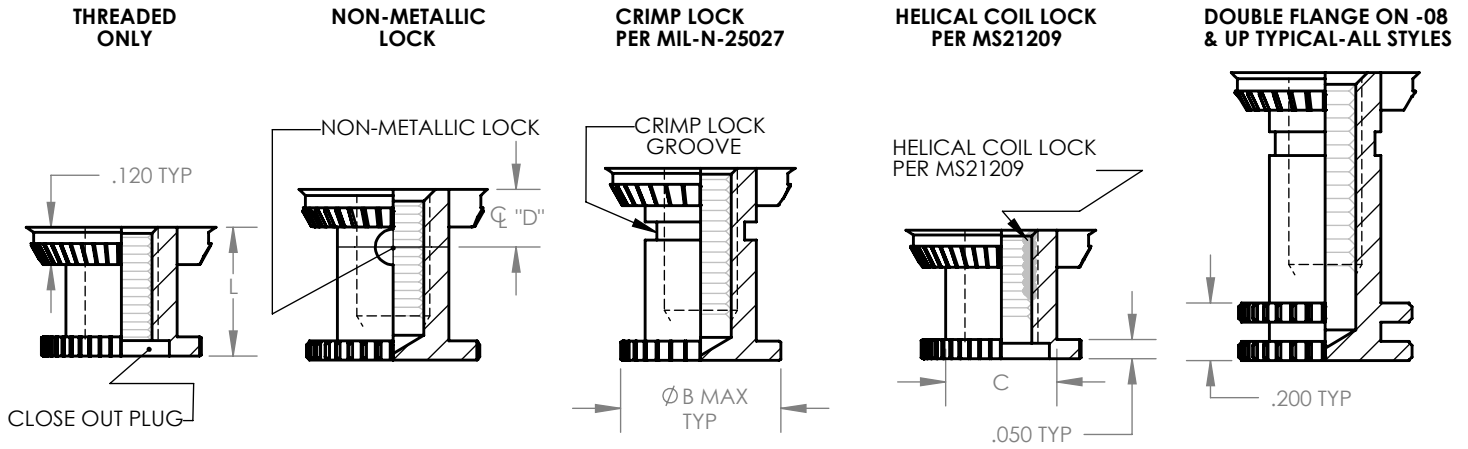


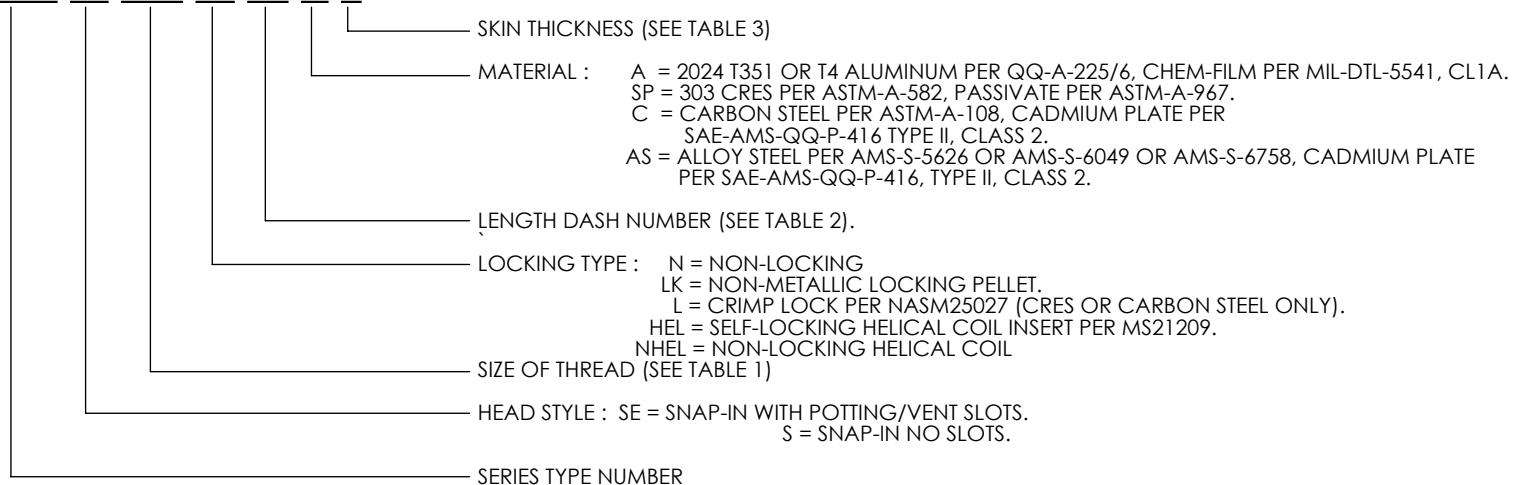
TABLE 1

SIZE	THREAD SIZE PER AS8879, CLASS 3B	A HEAD DIA	B FLANGE DIA	C BODY DIA	D LOCK CENTERLINE
440	.1120-40 UNJC-3B	.375	.312	.195	.165*
632	.1380-32 UNJC-3B	.437	.375	.230	.175*
832	.1640-32 UNJC-3B	.500	.437	.290	.185*
1032	.1900-32 UNJF-3B	.500	.437	.290	.185*
428	.2500-28 UNJF-3B	.562	.500	.353	.190
524	.3125-24 UNJF-3B	.687	.625	.460	.200
624	.3750-24 UNJF-3B	.812	.687	.550	.200

*REDUCE "D" DIMENSION BY .030 WHEN ORDERING -04 LENGTHS IN SIZES 440 - 1032

PART NUMBER SELECTION EXAMPLE:

2253-SE-832-LK-10-A-2



2253-S,SE

INSERT, SNAP-IN, THREADED, SELF-LOCKING NONSELF-LOCKING, SANDWICH PANEL

TYPICAL INSTALLATION SHOWN:

" TYPICAL 2253-S, SE SNAP-IN INSERT INSTALLED IN HONEY-COMB SANDWICH PANEL. INSERT IS RETAINED BY CURED EPOXY COMPOUND."

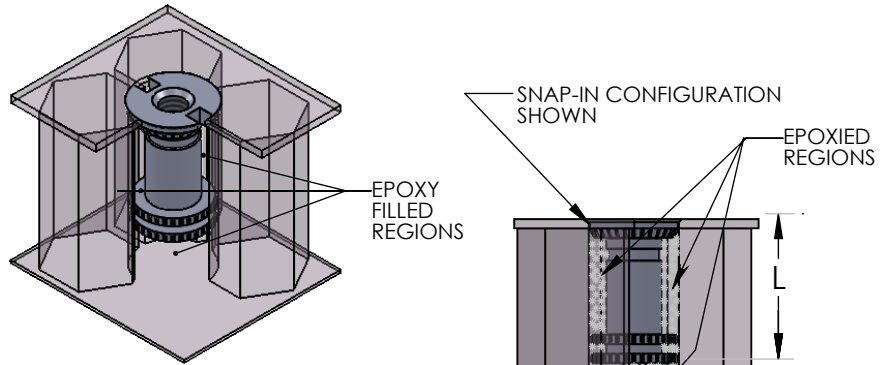
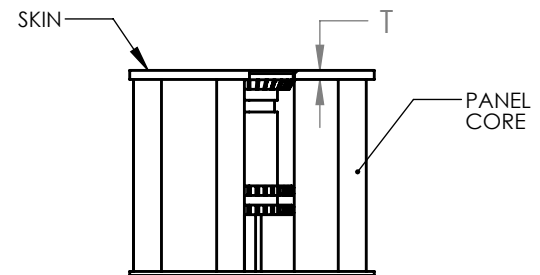


TABLE 2

ALL THREADED TYPES EXCEPT HELICAL COIL LOCK								
LENGTH DASH NUMBER	L	THREAD SIZE						
		440	632	832	1032	428	524	624
-04*†	.220	.170	.170	.170	.170	-	-	-
-05*	.285	.190	.190	.190	.190	.235	-	-
-06*	.335	.225	.235	.235	.235	.250	-	-
-07	.395	.250	.280	.280	.280	.250	-	-
-08	.455	.250	.280	.330	.330	.330	.320	-
-10	.565	.250	.280	.330	.380	.420	.430	.425
-12	.690	.250	.280	.330	.380	.500	.550	.550
-14	.815	.250	.280	.330	.380	.500	.625	.750
-16	.935	.250	.280	.330	.380	.500	.625	.750

.040 MINIMUM
"MINIMUM CLEARANCE IS REQUIRED BETWEEN INSERT & INSIDE PANEL SKIN FOR PROPER BONDING AROUND BOTTOM OF INSERT."



*CLOSE OUT PLUG REQUIRED TO PROVIDE MINIMUM FULL THREAD.
† AVAILABLE IN -1, -2, AND -3 SKIN THICKNESS ONLY; SEE TABLE 3 BELOW.

TABLE 3

HELICAL COIL LOCK TYPE								
LENGTH DASH NUMBER	L	THREAD SIZE						
		440	632	832	1032	428	524	624
-06	.335	.112	-	-	-	-	-	-
-07	.395	.168	.138	-	-	-	-	-
-08	.455	.224	.207	.164	.190	-	-	-
-10	.565	.224	.276	.246	.235	.250	-	-
-12	.690	.224	.276	.328	.380	.375	.312	-
-14	.815	.224	.276	.328	.380	.500	.469	.375
-16	.935	.224	.276	.328	.380	.500	.469	.562

SKIN DASH NUMBER	T (THICKNESS)
-1	.010 - .019
-2	.020 - .029
-3	.030 - .039
-4	.040 - .049
-5	.050 - .059
-6	.060 - .069